

COVID-19 OUTBREAK

The Countries With The Most Critical Care Beds Per Capita

by [Niall McCarthy](#), Mar 12, 2020

As Italy struggles to contain a [major COVID-19 outbreak](#), its hospital capacity has come under unprecedented pressure. Last Friday, 4,636 cases of the virus were reported across the country and that has now increased to just under 12,500. By Tuesday, there were 5,791 cases of COVID-19 in Lombardy with 446 people in intensive care units. Medical staff have reported that Northern Italy's health system, one of Europe's best resourced, is approaching breaking point.

In mid-February, a Chinese Center for Disease Control and Prevention paper found that while just over 80 percent of all COVID-19 cases had been mild, another 13.8 percent and 4.7 percent were classified as severe and critical respectively. That has led to serious questions being raised about [critical care bed capacity](#) not just in Italy but in other countries braced for major outbreaks. If the case count continues to climb at its current pace, intensive care units will come under huge pressure.

This infographic pulls together data from three sources to show where that pressure could be highest by highlighting the number of ICU beds per 100,000 of the population in different countries. For example, a paper published in the [Intensive Care Medicine journal](#) that used 2012 data stated that Italy had 12.5 ICU beds per 100,000 of its inhabitants that year while Germany had 29.2. A separate paper from the [National Center for Biotechnology Information](#) published in 2015 states that the United States has even more - 34.2 critical care beds per 100,000 people.

Another [more recent analysis](#) published in the Critical Care Medicine journal earlier this year highlighted ICU bed capacity across Asia. South Korea is finally experiencing some success in containing its outbreak, primarily due to a major testing push, and its ICU bed capacity stood at 10.6 beds per 100,00 people in 2017. In China and India, the figure is lower with 3.6 and 2.3 critical care beds per 100,000 of the population respectively.



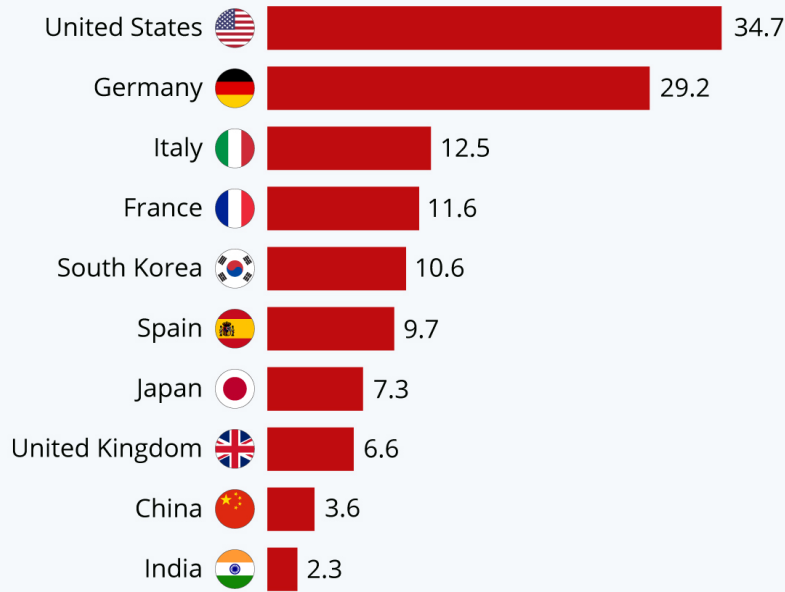
Niall McCarthy
Data Journalist

The Countries With The Most Critical Care Beds Per Capita

DESCRIPTION

This chart shows the total number of critical

Total number of critical care beds per 100,000 inhabitants in selected countries*



* Most recent U.S. and EU data from 2009 and 2012 respectively. Asian data is from 2017.

Sources: National Center for Biotechnology Information, Intensive Care Medicine (journal), Critical Care Medicine (journal)



care beds per 100,000 inhabitants in selected countries.

Report

Download Chart

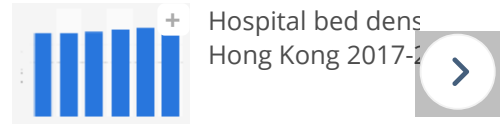
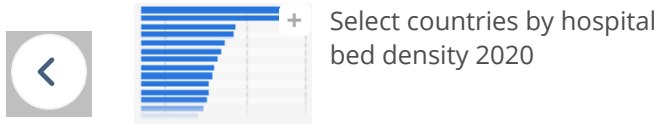


URL TO BE USED AS REFERENCE LINK:

https://www.statista.com/chart/21105/number-of-critical-care-

HTML CODE TO EMBED CHART

images/normal/21105.jpeg" alt="Infographic: The Countries With The



Infographic Newsletter

Statista offers daily infographics about trending topics, covering:

Economy & Finance, Politics & Society, Tech & Media, Health & Environment, Consumer, Sports and many more.

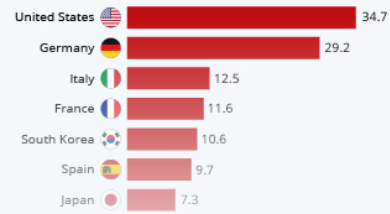
Email Address

Subscribe

Related Infographics

The Countries With The Most Critical Care Beds Per Capita

Total number of critical care beds per 100,000 inhabitants in selected countries*



COVID-19 Outbreak

The Countries With The Most Critical Care Beds Per Capita

Mar 12, 2020

FAQ

∨ Who may use the "Chart of the Day"?

The Statista "Chart of the Day", made available under the Creative Commons License CC BY-ND 3.0, may be used and displayed without charge by all commercial and non-commercial websites. Use is, however, only permitted with proper attribution to Statista. When publishing one of these graphics, please include a backlink to the respective infographic URL. [More Information](#)

∧ Which topics are covered by the "Chart of the Day"?

∧ Does Statista also create infographics in a customized design?

Start your search for an infographic now

Statista Search

Any more questions?

Get in touch with us quickly and easily.
We are happy to help!

Do you still have questions?

Feel free to contact us anytime using our [contact form](#) or visit our [FAQ page](#).

Your contact to the Infographics
Newsroom



Felix Richter

Data Journalist

felix.richter@statista.com

+49 (40) 284 841 557



Statista Content & Design

Need infographics, animated videos, presentations, data research or social media charts?

[More Information](#)

- [Home](#)
- [About Statista](#)
- [Career](#)
- [Contact](#)
- [Help & FAQ](#)
- [Report Bug](#)
- [Privacy](#)
- [Cookie settings](#)
- [Imprint](#)